


Nokia Original Accessories
User's Guide
Manufacturer's Limited Warranty
Terms of Use
Ovi service terms
Nokia Privacy Policy



9216705 1.2.7.2.1.1.

in october 2011 i started writing poems on my old nokia. i found it allowed me to write while walking. writing with one hand. writing with my thumb. tapping a number key three times to

Experience more

scroll through letters. i wrote the poems on my way to and from work. i wrote out a list of all the phone's ringtones. i liked the cheesy names. it was an alphabetical list of titles for poems. there were 56. that gave me the durational structure of the sequence. the poems slotted in chronologically as they were written. when all the titles were used the sequence was finished. it took just over a year.

i used my mobile phone to record myself reading the poems while walking around town. my wife had the same phone, so i used that to record all the ringtones while sitting on a bench outside the mobile phone shop. the two recordings play simultaneously.

o go for a walk. write down what you see and hear and text it to me: 07843724207

o listen to the sound recordings but please don't disturb the phones.

o take the envelopes from the **outbox** and open them to read the poems.

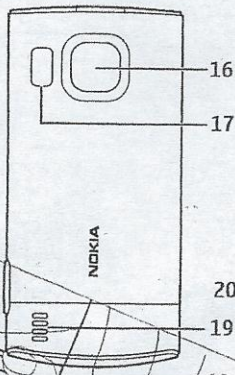
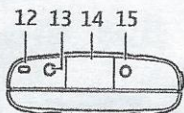
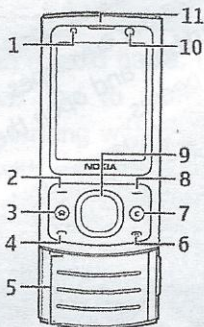
o feel free to take some of the poems home with you, but in exchange leave some of your own text messages. write a text message from your phone on a slip of paper, put it in an envelope and place it in the **inbox**.

NOKIA
Original
Accessories

NOKIA

Your device

Keys and parts



- 1 Light sensor
- 2 Left selection key
- 3 Home key
- 4 Call key
- 5 Number keys
- 6 End/Power key
- 7 Clear key C
- 8 Right selection key
- 9 Navi™ key (scroll key)
- 10 Secondary camera lens
- 11 Earpiece

- 12 Wrist strap eyelet
- 13 Nokia AV connector (2.5 mm)
- 14 Micro USB connector
- 15 Charger connector
- 16 Main camera lens
- 17 Camera flash
- 18 Microphone
- 19 Loudspeaker
- 20 Capture key

The surface of this device is nickel-free.

Home screen

When you have switched on the device, and it is registered to a network, the device is in the home screen and ready for use.